


# HOW TO RANK ADVANCE

## Step One = Building to Sr. Associate

In order to build your way to Sr. Associate, YOU must personally recruit your 1<sup>st</sup> Team Member.

- Your name MUST be in the Placing and Sponsoring sections of the Associate Application
- If enrolling online, your first recruit must be enrolled through your personal website.
- YOU must also be the selling Associate of their PPL membership or IDT shield (if they live in a licensed state).

**You =**




**1<sup>st</sup> Team Member =**

## Step Two = Building to Manager

Once you have built your way to Sr. Associate: In order to build your way to MANAGER, you will need THREE more recruits.

- YOU or anyone in your Up-Line can PLACE TWO of the THREE front-line recruits on your team.
- One of the THREE has to build to Sr. Associate. (See "Step One")

**You =**



Personal Recruits are the SOLID LINE Associates

**Earn an EXTRA \$100 BONUS  
for advancing to MANAGER  
in your first 14 days!!!**

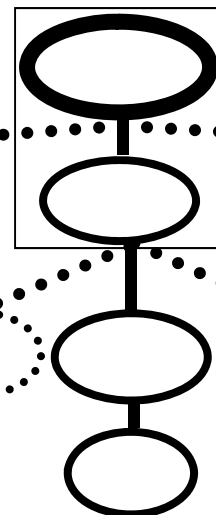
Placed Recruits are the DOTTED LINE Associates

## Step Three = Building to Director

In order to build your way to DIRECTOR,

- Help THREE recruits from three separate legs build their way to Manager.

**You =**



**Earn an EXTRA \$1,000 BONUS  
for advancing to DIRECTOR  
in your first 30 days!!!**

